

SEALINE

F SERIES - 2012

CELEBRATING

40
1972
YEARS

SHARE THE ADVENTURE

"Discovering that cove was a fantastic feeling. We sailed ashore in the dinghy and walked on the white, untouched sand. And when we wrote our names on the beach it was officially ours."





40 YEARS OF ADVENTURE



CELEBRATING
40 1972
YEARS





Warming sunshine.

Cooling breezes.

Atlantic rollers.

Glassy calm.

Clear blue skies.

Pure, white clouds.

Challenging straits.

Wide open freedom.

Bustling harbours.

Sleepy towns.

Undiscovered coves.

Favourite haunts.

A billion stars.

A candlelit meal.

The anticipation of setting off.

The celebration of arrival.

Tying up.

Winding down.

There's a whole world out there.

Explore it with Sealine.

With your family.

With your friends.

With your soul mate.

Life is short,

but the oceans are endless.

Share the adventure.



Welcome to the family.

Since our founder Tom Murrant set out to build the ideal boat for his family over 40 years ago, Sealine has always been about creating perfect, sociable experiences on water aboard distinctive but safe, seaworthy craft. This appreciation for coming together is reflected in the community that has gathered around our boats with a thriving owners' club sharing tips, tales and suggestions for journeys. And from the camaraderie of regular flotillas to our involvement with events such as the Big Splash, an annual celebration of power boating, our desire to bring people together is as strong as ever. Rest assured, this defining characteristic will continue as our current family of boats grows with eight new distinctive models in the pipeline. Come aboard and share the adventure with those that matter to you. With confidence.





F46

A space like no other. Introducing the new F46 – the natural choice for exploring new horizons.

Inspired by the simplicity of modern British design, we have created the F46 – a boat that is built for adventure, yet still feels like a home from home.

The F46 has an open-plan feel throughout. From the extending flybridge to the airy lower deck, every area of the craft seamlessly connects. Whilst the combination of contemporary interiors and the efficient use of space and light, further create the impression of being on board a much bigger boat.

On entering the cockpit, you'll notice the dramatic beam to length ratio and ample headroom. No natural barriers separate the cockpit from the saloon, as a set of double glass doors can be opened up, transforming the two areas into one large sociable space. The handcrafted furnishings work harmoniously together with the 'L' shaped sofas in the saloon, complementing the seating for six in the cockpit.





In the spacious saloon, a huge, wraparound windscreen offers stunning, panoramic views. Two skylights flood the entire area with daylight. The interior furnishings made of natural, tactile materials; such as walnut, leather and linen also help to bring the outside in.

In the heart of the boat, an airy atrium floods the downstairs area with light and offers a spectacular 360° view. The sense of space continues with a large, fully equipped galley and dinette. The dinette seating easily transforms into an extra double berth when needed.








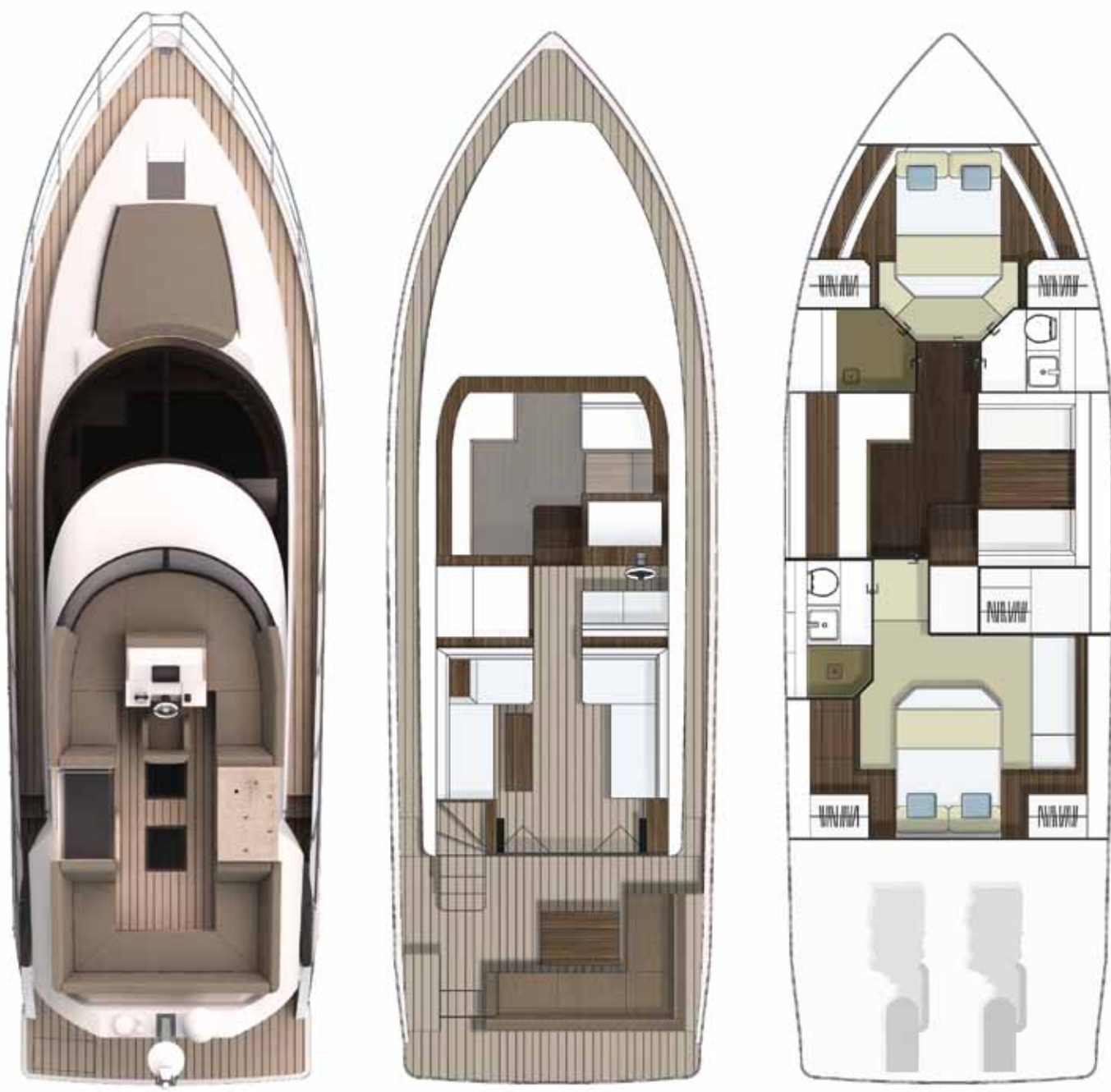


The full beam master cabin offers an oasis of calm. Clever storage space, simple lines and subtle lighting, create a peaceful, uncluttered environment. Every detail, from the gently curving chaise, to the elegant en-suite Rainmaker shower, has been carefully considered - making this the perfect place to relax and unwind.



The luxurious forward guest cabin features a separate en-suite and shower. Hidden under-floor storage and pullout cupboards ensure that every space has been used, while the combination of natural finishes and fabrics create a calming atmosphere.





ESTIMATED PERFORMANCE:
ENGINE OPTIONS:

2 x Cummins MerCruiser Diesel QSB 5.9 480hp (960hp total), Zeus pod drive	28/30 knots*
--	--------------

PRINCIPAL DIMENSIONS:

Length overall (exc. pulpit & swim rail):	14.70m	48' 2"
Beam:	4.48m	14' 8"
Height above waterline (inc. mast):	5.42m	17' 9"
Draft (LDM condition):	1.23m	4' 0"
Headroom:	1.95m	6' 5"
Fuel capacity:	1500 ltr	330 gal
Water capacity:	505 ltr	111 gal
Weight (dry):	15,000kg	14.76 tons

F42

The F42 – designed for living life to the full.

For size and sociability, there's nothing quite like the F42. This flybridge cruiser offers unrivalled space for entertaining.

With a significantly larger flybridge than its predecessor, the F42 has room for six to dine in comfort around a large dining table. This area can be transformed into a large sunbed as the seats conveniently fold down. A top loading cool box and illuminated bimini cover also add to the social aspect of the boat.

The hull design, with its tried and tested propulsion system, provides stable cruising at all speeds, while the twin helm seats are a welcoming addition to the craft.

The main flybridge helm seat flips forward and the backrest of the seating area flips up and down for extra versatility.

The cockpit features a spacious vented lazarette locker with ample storage space to allow equipment to dry out. There is also another fridge and BBQ for impromptu get-togethers.

The bold exterior of the F42, suggests action and adventure. Yet step inside and you'll discover a tranquil living area, perfect for sharing with family and friends.







From the moment you step on board, you are struck by the seamless connectivity of the boat. Pure, simple lines and contemporary washed walnut finishes, create an open-plan feel throughout. The single level deck has a three-part glass sliding door, which transforms the cockpit and saloon into one large sociable space. The cockpit is ideal for entertaining, with L-shaped seating and an optional fridge and grill to add to the enjoyment of alfresco dining.

In the saloon, the feeling of light and space continues, as the large wrap around windscreen offers stunning panoramic views. An atrium brings in even more light. The comfortable L-shaped seating and sofa area can be easily converted into an occasional double berth. On this level there is a fridge, TV and bi-fold table, which can be moved outside.

The fully equipped open plan galley is to the port side, with a high-level oven, double sink, hob and storage space in abundance, including wine glass and under floor storage.





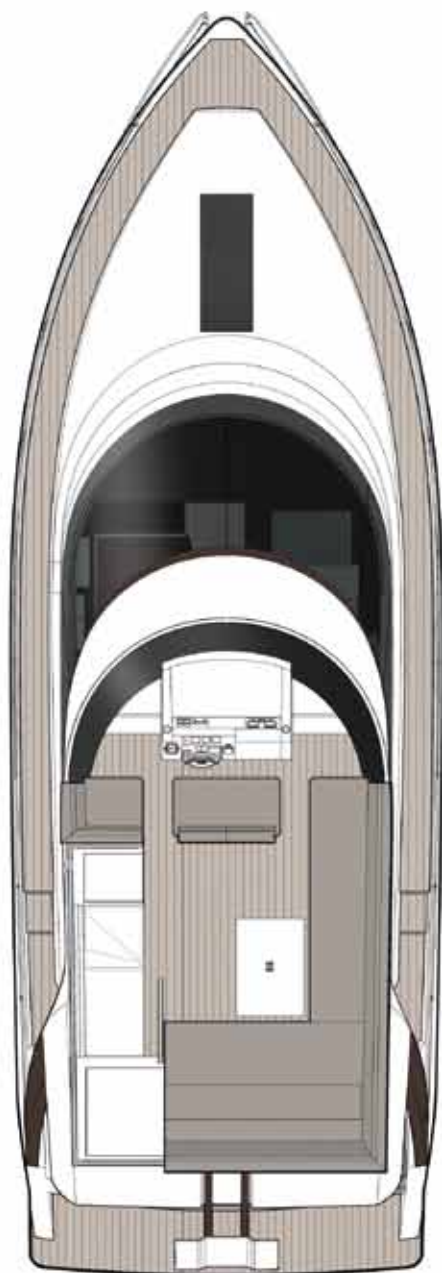




Below deck there are two cabins, offering five berths as standard. The luxurious master cabin, with its clever use of storage space, gives you plenty of room to unwind. Meanwhile, a separate ensuite shower and toilet facilities creates a relaxing spa-like environment. A skylight above the bed illuminates the room and creates a wonderful feeling of space. Cabin windows let in extra light and offer peaceful waterside views.

For additional space and privacy, the F42 offers a midships cabin that can be configured as either a triple, twin or double. This cabin also features a shower and separate toilet with a skylight, while a pullout door provides access from the deck area and creates privacy for the mid cabin.

Like the master cabin, there is plenty of storage space and the large rectangular cabin windows provide extra light as well as calming ocean views.



ESTIMATED PERFORMANCE:
ENGINE OPTIONS:

2 x Volvo Penta Diesel IPS 500 370hp (740hp total), IPS pod drive	28/30 knots*
2 x Volvo Penta Diesel IPS 600 435hp (870hp total), IPS pod drive	30/32 knots*

PRINCIPAL DIMENSIONS:

Overall length (Extended bathing platform):	13.60m	44' 7"
Overall length (Standard bathing platform):	12.90m	42' 4"
Beam:	4.48m	14' 8"
Height above waterline (mast upright):	5.00m	16' 5"
Height above waterline (mast removed):	3.90m	12' 10"
Draft (LDM condition):	1.15m	3' 10"
Headroom:	1.95m	6' 5"
Fuel capacity:	1200 ltr	264 gal
Water capacity:	450 ltr	99 gal
Weight (Lightship, no options, dry):	12,900kg	12.70 tons

F36

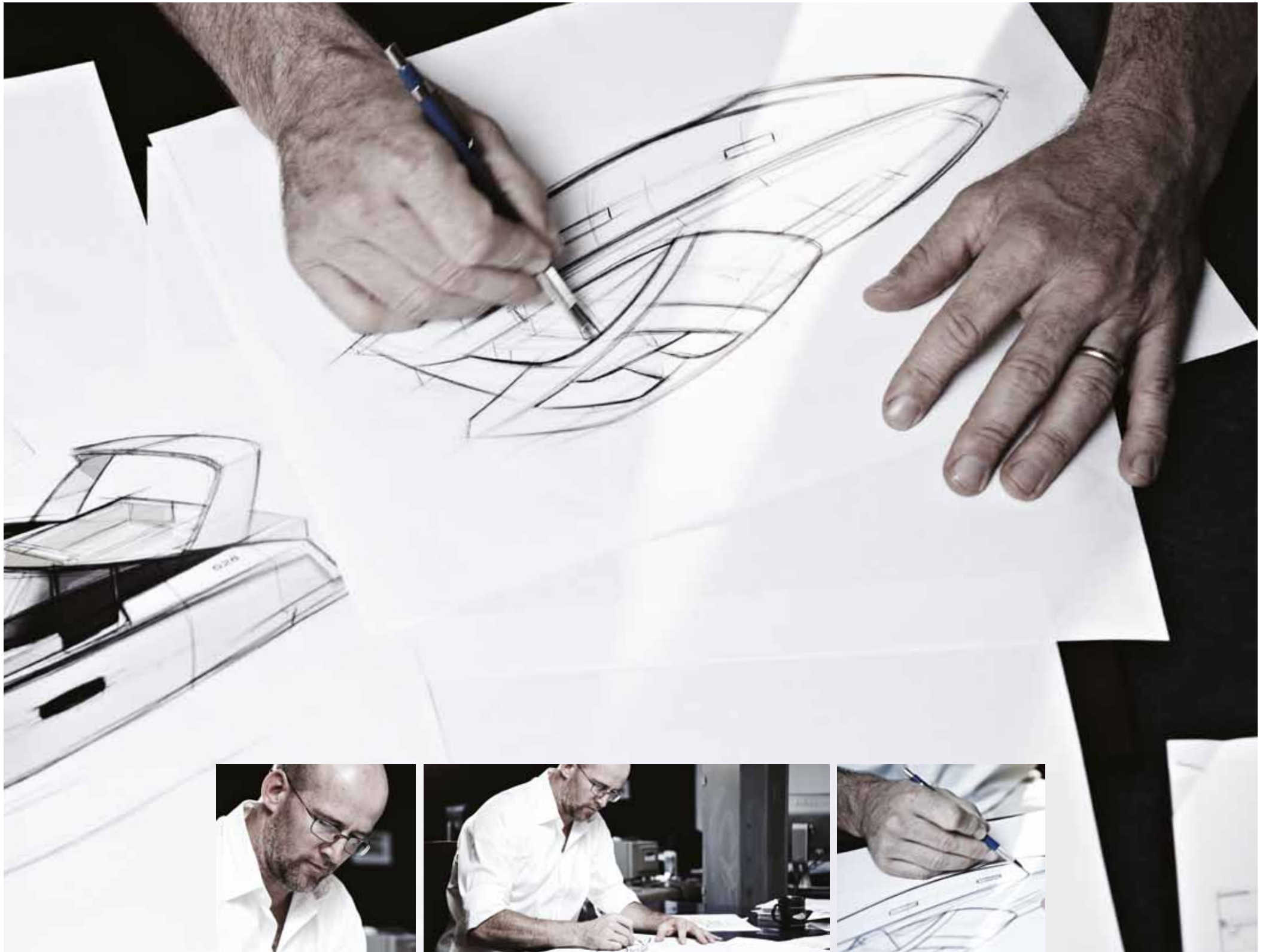
Concept











Designing boats like everyone else is easy. Making waves takes a far more individual approach.

As an agile company that is less restricted, less prescriptive and more focused on innovation, we have been able to explore and ask 'why not?' for over 40 years.

Every aspect of our design has a reason so that nothing is superfluous. We blend the very best of modern British industrial design with our unique use of space and light. Crisp, linear lines, freshness and unrivalled connectivity creating stylish, comfortable sanctuaries that live in the real world.

The confidence we hold in our approach to designing and building boats like no other is clear to see. From the SC35 turning heads to the F46 and F42 revolutionising flybridge design to the C48 taking our innovative use of space to new heights.

But this design ambition cannot be achieved working in isolation. Inspiration comes from all around, whether it is a classic car that broke the rules, or the forms of nature shaped by time. Just as

importantly, we talk to customers. And listen. Our Design Director, Carsten Astheimer, has embarked on tours to talk with Sealine customers at length, while his team visits marinas to gain even greater insight into the views of a wider audience of boat owners on styling, usage, what you like, and equally, what you don't. Understanding that is further strengthened by the fact that many of us here are keen boaters.


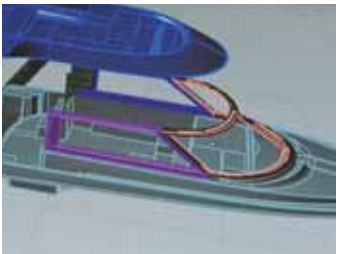
Above all, the creation of a Sealine is about true partnership and collaboration. Each boat design begins to take shape on the computer of Richard Crocker, our Senior Naval Architect with over 20 years experience. From here, the combined talents of Sealine's team of engineering and product development experts will evolve the design to fulfil both form and function under Richard's careful direction. It's a holistic process, undertaken to predetermined design and quality standards to produce a cruising boat that goes beyond convention whilst instilling confidence.

A perfect example of design vision and engineering prowess coming together can be seen on board the F46, F42 and new C48 in the daring geometry of the stunning wraparound windscreen. By adopting an unprecedented approach to boat design, adopting revolutionary techniques and even calling on the expertise of aerospace experts, the impossible became possible. A windscreen with the largest possible facade, giving unrivalled panoramic visibility from the lower helm.

Pushing boundaries has always been the driving force for the Sealine design. And the journey has only just begun.

'We are looking very much to the future: pushing nautical design boundaries, but with every line and shape having a rationale behind it.'

Carsten Astheimer, Design Director.





Boats built on confidence.

Becoming a Sealine boat is a far from easy process with every conceivable aspect analysed, scrutinised and tested – in the virtual world, and the real one.

Before the boat is even built, our advanced finite element analysis technology enables us to carry out a full structural analysis of the hull itself, as well as all supporting structures and component parts; from fuel tanks to backrests and guardrails. While computational fluid dynamic modelling determines exactly how the boat will handle, how spray will deflect from the hull and how the breeze will flow over the decks whilst underway to ensure a blend of efficiency and exhilaration.

In the Sealine Product Validation Laboratory, years vanish in days as we undertake lifespan endurance analysis and quality assessments. Metal components are assessed as 10 years of use is compressed into just 21 days under the corrosive salty mist of the humidity chamber. Gel coat samples endure a year's worth of equatorial

sunlight in just 10 weeks to determine resistance to the effects of solar exposure. Test engineers have exerted hundreds of kilograms of pressure on stainless steel handrails and backrests to ensure their tensile strength. We even drop a 28-gram ball bearing from 2 metres onto sample pieces of teak flooring, so we know that if you drop your cutlery, there's no need to worry.

Our finished boats face, and overcome, countless challenges including 960 sub-assembly production line checks, 600 hull assembly line item checks, 308 engine and electrical system checks, two days of pool testing, a full final boat audit of 215 tests and on to 500 hours of sea trials. But even before it leaves the factory, your boat will have been continuously drenched for 12 hours in a special atomisation test that lasts six times longer than the industry norm.


Once these punishing tests are complete, our boats have to come through equally daunting challenges out at sea. At our Sea Trial Centre all new models are rigorously tested. Frequently, a Sealine

boat will be put through a whole year's worth of typical usage in just three months. These demanding trials are conducted by our own master yachtsman, a seasoned veteran who, with over 10,000 hours at sea aboard Sealine boats, helps to validate design and build.

We even go to the extreme of taking our boats out in storms of up to gale force 8 with significant wave heights up to 4 metres. We do this for a minimum of eight hours so that you know our boats are solid enough to get you back should you be caught offshore.

In short, we test every component of every model to limits that you will simply never reach. Integrity isn't simply placed at the centre of our business. It's built into the very heart of our boats.





We put two things into your boat: heart and soul.

Blending painstaking precision and 40 years of craftsmanship, from the smallest stitching detail on the saloon scatter cushions to curving handrails to the galley worktop, Sealine produces many of its furniture and fittings as part of its manufacturing process. This may be a longstanding tradition for the company, but that hasn't stopped it incorporating modern materials and techniques to set new standards in quality. We were the first small boat builder, for instance, to introduce a complete matt wood finish with our use of American walnut.

Sealine designs possess an unmistakably distinctive nature; ultimately simple and in every sense functional, yet at the same time, enticingly stylish. Nevertheless, our aesthetic decisions are

always underpinned by our demand for quality and practicality. Our materials can only be selected once they have passed a number of industry standard and in-house tests. We insist on only using antimicrobial and antifungal fabrics, and choose only fire-resistant upholstery. We stain test and abrade every thread and fabric 10,000 times; that's equivalent to 10 years' use on-board. The material for our sunshades is monitored for its screening ability using thermal imaging cameras. And no fewer than 12 scrupulous steps are taken to source one piece of wood and transform it into a finished piece, with every stage quality assessed.

Nothing is incidental. Flooring, for instance, is grain matched across an entire expanse of floor. Any joints are carefully mapped

out so that every last millimetre creates a perfect whole. When you walk across the floor of a Sealine, it quite simply has to be flawless.

Our dedicated craftsmen and women work together as one team to create an exceptional experience. This is what a Sealine is all about.





HEAD OFFICE:

Sealine International Limited
Whitehouse Road,
Kidderminster,
Worcestershire
DY10 1HT
England
Tel: +44 (0) 1562 749100
Fax: +44 (0) 1562 747709
Email: info@sealine.com
Web: www.sealine.com



Authorised Dealer



*All performance figures are given in good faith and are intended as an indication. These figures cannot be guaranteed as top speed in particular is affected by the cleanliness of the hull, conditions of the propellers, weight carried and air/sea temperatures. Sealine International reserve the right to change specifications in line with the company policy of improvement through research and development. Errors and omissions excepted. Models shown in this brochure may include additional cost options that are not part of the standard specification. Accessories shown are for illustrative purposes only and are not included in the purchase price. Please check with your dealer for a full list of inclusions.

