


NEW PILOTHOUSE RANGE



QUICKSILVER®
CAPTUR



Life is now



Quicksilver's new Captur Pilothouse range - Welcome to Fun

Sure...our boats are designed for a great fishing experience. But we know that you use your boat with your family and friends as well. Our new Pilothouse range has been specifically designed to give you best-in-class features for optimal fishing and leisure combined with the comfort and style you have come to expect from Quicksilver.

This year you have a whole new range of boats to choose from. The 755 Pilothouse combines true cruising comfort with our largest fishing cockpit ever, matched by a 250 horsepower engine for speed and the latest advances for a great time on the water. The 675 Pilothouse offers best-in-class cockpit space with a variety of tailored options. And our competitively priced 605 and 525 Pilothouse provide a fantastic boating experience with a myriad of technical and comfort capabilities.



The Smart Edition - the best way to get the options you need

People are different. So why should every boat be the same? We have designed our boats for optimal use, but we know that everybody has their own preferences. That's why we are introducing the Smart Edition. The Smart Edition gives you what you need: a variety of option sets that are most frequently requested by our customers. So you can be sure you get the options you want. They also save you an average of 10%-15% when compared to ordering options separately. Best of all, the Smart Edition has short delivery times and is probably already available at your local dealer right now – you'll be on the water before you know it.

Explore our complete range of boats and dealer networks at www.quicksilver-boats.com.

QUICKSILVER®



755 PILOTHOUSE

Where serious fishing and family fun are all in a day's play

A fishing trip is never going to be a rough and ready affair in this addition to the Pilothouse range. Combining the best fishing equipment package with a full interior double berth, the 755 brings fishing aficionados a real touch of luxury along with all the practical touches the seasoned boater would expect. Boasting the largest HP range, with single engine up to 250hp you'll be enjoying both speed and power.

SAFETY

In addition to the standard features you would expect for trouble-free boating such as navigation lights, sturdy swim ladder and well-placed grab rails, this is the only boat in its class to offer an electronics package for the covered exterior second helm, providing GPS/chartplotter. An electrical windlass takes the strain out of weighing anchor, whilst a bow thruster makes for easier docking. Whenever you want to take to the water, swim platforms make access on and off the boat simple and safe.

COMFORT

Nothing has been left to chance in anticipating your comfort. Even before the rigours of a day's serious fishing, the full double berth looks enticingly restful. Meanwhile on deck the walkthrough transom, combined with triple forward facing interior seating and dedicated galley area ensures ease of movement, comfort and a spacious feel throughout. A special comfort pack option will provide pleasure-seekers with modern conveniences such as bow cushions, table, refrigerator and a cockpit shower. With the additional options of a seawater toilet and interior curtains you will have all the conveniences you need to enjoy your adventures afloat.

FISHING

This is where the 755 comes into its own, offering as it does the best fishing package with a premium livewell system, fishwell locker pumpout systems, additional rod holders and more. The fishing experience is maximised with the largest fishing cockpit, which allows for complete conversion thanks to flip-up flush-fitting seating to provide a clear area.

STORAGE

In addition to the luxury fish locker, our savvy designers have integrated a wealth of practical touches to facilitate storage of all fishing and leisure equipment.

SMART EDITION

Be sure to get what you need: the Smart Edition is based on the options that are most frequently requested by our customers.

The 755 Pilothouse Smart Edition contains additional fish options: a bait preparation station, raw water washdown, fish locker pumpouts and windshield wash; additional cabin comfort by adding a roof hatch, forward window, salon table, cabin curtains and a refrigerator, as well as extra cockpit comfort with 2 flip seats, a cockpit table, a cockpit shower and bow cushions.

In addition to that you save an average of 10% when compared to ordering options separately and this edition is probably already available at your local dealer right now.





OPTIONAL PACKS

Cabin Comfort Pack:

- Roof hatch
- Forward window
- Salon table
- Refrigerator
- Cabin curtains

Cockpit Comfort Pack:

- Aft flip seat
- Port flip seat
- Cockpit table
- Cockpit shower
- Bow cushions

Fish Pack:

- Raw water washdown
- Fish locker pumpouts
- Bait preparation table
- Windshield wash

Single Helm Electronic Pack:

- 7" GPS
- Sonic hub

Dual Helm Electronic Pack:

- 7" GPS for the main helm
- Sonic hub
- 2nd helm 5" GPS

STANDARD EQUIPMENT

Hull & Deck

- Swim ladder
- Bow roller
- Anchor locker
- Starboard windshield wiper
- Port windshield wiper
- Navigation lights

Cockpit

- Fish lockers
- Cockpit rod storage
- Rodholders
- Livewell system
- Self bailing cockpit

Helm

- Smartcraft speedometer/tachometer
- Fuel gauge
- Trim gauge
- Hydraulic steering
- 12v electrical socket

Cabin

- 2 berths
- Co-pilot seat
- Cabin cushions
- Opening side window
- Stbd pilothouse entry door
- Opening hull portlights
- Cabin lights
- Pressure fresh water system
- Single burner stove portable butane
- Fire extinguisher

Other equipment

- Electric bilge pump
- Dual battery system

OPTIONAL EQUIPMENT

Available optional equipment apart from the packs and SMART Edition.

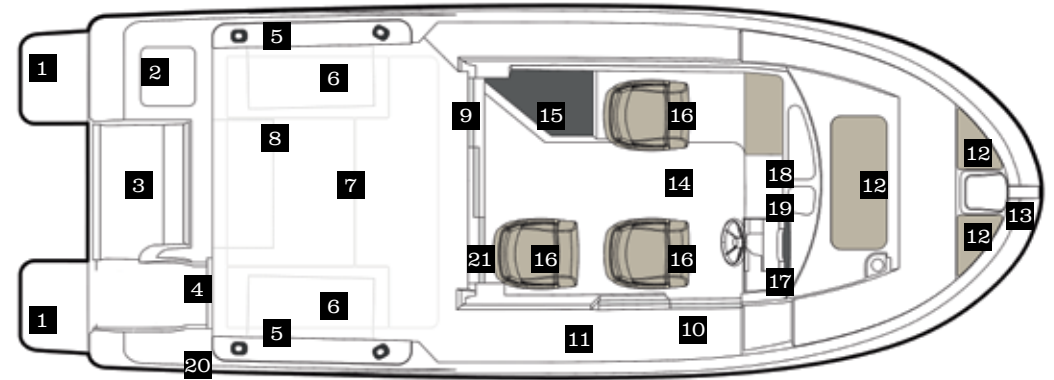
- Colored hull
- Bow thruster
- Electric trim tabs
- Swim platform
- Motor bracket
- Bow electrical windlass
- Transom electric windlass
- Anti-theft security eye
- Bimini
- Complete enclosure canvas
- Sun awning
- Second helm station
- Flush toilet with overboard discharge
- Shore power

ENGINE OPTIONS

- Mercury 250 XL Verado
- Mercury 225 XL Verado
- Mercury 200 XL Verado
- Mercury 175 XL Verado
- Mercury 150 XL Verado
- Mercury 150 XL EFI

Model specifications

Length Overall (M)	7,39	Fuel Capacity (L)	300
Beam Maximum (M)	2,79	CE Design Category	C
Height - Without Canvas (M)	2,83	Maximum Number of People	8
Dry Weight (Kg)	1800	Maximum Power (HP/kW)	250/186



Model features

- Optional port & starboard swim platforms
- Livewell
- Optional bait preparation station and 2 additional rod holders (with Fish Pack)
- Walkthrough transom door
- 2 rod storage racks (3 rods per side)
- 2 fish lockers with standard drains and optional electric pumpout available with Fish Pack
- Cockpit floor storage & battery access & cockpit service hatch
- Aft & port flip down bench seats, cockpit table, and cockpit shower as part of optional Cockpit Comfort Pack
- Sliding cabin entry door
- Pilothouse helm access sliding entry door
- Cockpit level access walkway to foredeck
- Bow seats with optional cushions (with Cockpit Comfort Pack)
- Foredeck anchor locker and stainless steel tilt bow roller with optional forward windlass
- Cabin floor and seat base storage lockers
- Dedicated galley with sink, fresh water system, stove and optional refrigerator
- 3 cabin seats with slide/swivel & flip-up bolsters
- Integrated helm with hydraulic steering, SmartCraft instrumentation, mounting area for optional 7" GPS/Depthsounder and sonic-hub entertainment system and 12v outlet
- Double berth with storage below and berth cushions
- Optional seawater toilet
- Optional raw water washdown (with Fish Pack)
- Optional cockpit helm and optional 5" second station electronics (GPS/Chartplotter networked to primary system) with weather cover

As a company committed to continuous product improvement specifications are subject to change.

675 PILOTHOUSE

Perfect for a Great Day Out

Are you looking for great performance at an attractive price? The 675 Pilothouse contains an intelligently designed cockpit for comfort, coupled with class-leading space that is perfect for both fishing and leisure. The craft's maximum 200 horsepower engine will allow you to easily reach a cruising speed of 25 knots. And whether you want to relax with friends or get your line in the water, our SMART edition combines the right mix of Cockpit, Cabin and Fishing options for your needs—your boat will be perfectly suited to your lifestyle.



SAFETY

The 675 Pilothouse is a ready-for-fun craft designed with safety in mind. High freeboards in the cockpit, safety rails, and easy bow access ensure a worry-free water experience with plenty of other safety options too. The helm provides 360° visibility, swim platforms allow your family and friends to get in and out of the water safely and easily, and an optional windlass ensures extra control – whether you want to leave in a hurry or stay exactly where you are.

COMFORT

Your comfort is our goal. The fully configurable cockpit space can be converted in a minute to seating and dining area with an optional comfort pack. In the cabin there is seating for four, and a convertible berth that sleeps two. A wide starboard walkaround allows easy bow access, and a sliding door provides shelter and quick availability to the rest of the boat. The handy galley with sink and cooker can be easily upgraded to include fresh water capabilities and a refrigerator. You can also enhance your craft with a dual helm station, sea toilet and colored hull.

FISHING

Ready for a great fishing experience? Prepare your bait at the dedicated station with an integrated cutting board. Then locate the best fishing location with your optional GPS/fish finder. Once you're there, grab your rods from the easily-accessible, rod holder, and get that hook in the water from the large cockpit or forward fishing platform. And when you start to reel them in, keep your catch fresh in the fish lockers with optional pump/aeration system. The 675 Pilothouse – designed to enhance your fishing day from start to finish.

STORAGE

The 675 Pilothouse combines a sense of space and freedom without sacrificing storage. Your fishing rods will fit perfectly in a lockable floor storage area. Lockers in the cockpit floor, a fully-lined storage area below the galley, and additional space under the berth and the aft bench seat provide a variety of safe, accessible locations for you to keep all of the things you need for fishing and fun.


675 PILOTHOUSE

SMART EDITION

Be sure to get what you need: the Smart Edition is based on the options that are most frequently requested by our customers.

The 675 Pilothouse Smart Edition contains additional fish options: a baitwell system, raw water washdown and 2 additional rod holders, single fish locker pumpout; additional cabin comfort by adding a roof hatch, a berth filler and cabin curtains, as well as extra cockpit comfort with 2 flip seats and a cockpit table.

In addition to that you save an average of 15% when compared to ordering options separately and this edition is probably already available at your local dealer right now.



OPTIONAL PACKS

Cabin Comfort Pack:

- Roof hatch
- Berth filler
- Cabin curtains

Cockpit Comfort Pack:

- Aft flip seat
- Port flip seat
- Cockpit table

Galley Pack:

- Portable butane stove
- Refrigerator
- Pressure water system

Fish Pack:

- Baitwell system
- Raw water washdown
- 2 additional rod holders
- Single fish locker pumpout

Single Helm Electronic Pack:

- 5" GPS
- Stereo

Dual Helm Electronic Pack:

- 5" GPS for the main helm
- Stereo
- 2nd helm 5" GPS



STANDARD EQUIPMENT

Hull & Deck

- Swim ladder
- Bow roller
- Anchor locker
- Starboard windshield wiper
- Navigation lights

Cockpit

- Fish lockers
- Cockpit rod storage
- Rodholders
- Cutting board
- Self bailing cockpit

Helm

- Smartcraft speedometer/tachometer
- Fuel gauge
- Trim gauge
- Hydraulic steering
- 12v electrical socket

Cabin

- 2 berths
- Co-pilot seat
- Cabin cushions
- Opening side window
- Cabin lights
- Fire extinguisher

Other Equipment

- Electric bilge pump

OPTIONAL EQUIPMENT

Available optional equipment apart from the packs and SMART Edition.

- Colored hull
- Swim platform
- Motor bracket
- Bow electrical windlass
- Transom electric windlass
- Anti-theft security eye
- Bimini
- Complete enclosure canvas
- Sun awning
- Second helm station
- Flush toilet with overboard discharge
- Dual battery system

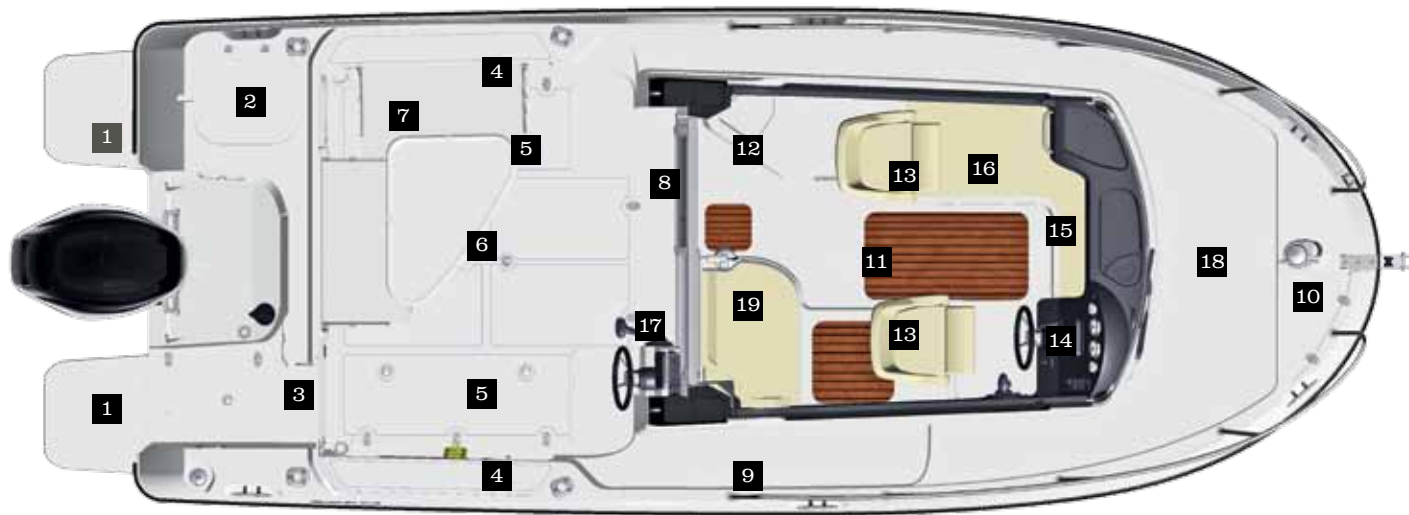
ENGINE OPTIONS

- Mercury 200 XL Verado
- Mercury 175 XL Verado
- Mercury 150 XL Verado
- Mercury 150 XL FourStroke
- Mercury 115 XL FourStroke EFI
- Mercury 100 XL FourStroke EFI
- Mercury 200 XL pro XS Optimax
- Mercury 150 XL pro XS Optimax
- Mercury 125 XL pro XS Optimax

Model specifications

Length Overall (M)	6,55	Fuel Capacity (L)	200
Beam Maximum (M)	2,54	CE Design Category	C
Height - Without Canvas (M)	2,79	Maximum Number of People	7
Dry Weight (Kg)	1585	Maximum Power (HP/kW)	200/147

As a company committed to continuous product improvement specifications are subject to change.



Model features

- | | | |
|--|--|--|
| 1. Optional port & starboard swim platforms | 11. Cabin floor and seat base storage lockers | 17. Optional cockpit helm and optional 5" second station electronics (GPS/Chartplotter networked to primary system) with weather cover |
| 2. Livewell | 12. Dedicated galley with optional fresh water system, stove and refrigerator as part of Galley Pack | 18. Bow area suitable for fishing |
| 3. Walkthrough transom door | 13. 2 seats with slide/swivel & flip-up bolsters | 19. Double wide bench seat with incorporated storage |
| 4. 2 rod storage racks (3 rods per side) | 14. Integrated helm with hydraulic steering, SmartCraft instrumentation, mounting area for optional GPS/Depthsounder/Stereo and 12v outlet | |
| 5. 2 fish lockers with standard drains and optional port electric pumpout available with Fish Pack | 15. Double berth with storage below and berth cushions | |
| 6. Cockpit floor storage & battery access & cockpit service hatch | 16. Optional seawater toilet | |
| 7. Aft & port flip down bench seats and cockpit table as part of optional Cockpit Comfort Pack | | |
| 8. Sliding cabin entry door | | |
| 9. Access walkway & access to foredeck | | |
| 10. Foredeck anchor locker with optional forward windlass | | |

605 PILOTHOUSE

Great Value, Great Fun

Are you passionate about fishing? Our 605 Pilothouse provides real value. The 115 horsepower engine and larger than average cockpit make it easy to get to the fish and get those rods over the side. Make it even easier with an optional second helm station with navigation electronics. And our SMART edition now combines the perfect mix of Cockpit, Cabin and Fishing options to ensure that your craft is suited to your specific lifestyle and needs.



SAFETY

The 605 Pilothouse gives you such a good fishing experience you might not notice how safe it is! A hinged gate provides sea-height access to the transom. Starboard and port walkarounds provide fast accessibility to all areas of the boat. And a bow windlass option makes it easier than ever to drop anchor. The tempered glass windshield and large aft window with 360° visibility make it a breeze to see exactly where you are, and the best-dash-in-size range provides ample space for instrumentation and electronics to keep your journey on track.

COMFORT

Find all-weather protection in the cabin, with seating for two. Extra, easy-to-convert cockpit seating and dining area, offer you the possibility to relax outside. And after some intensive fishing, close the cabin curtains and grab a nap in the two-sleeper berth with fill-in cushions, and let the waves rock you to sleep.

FISHING

Expect plenty of cockpit space for you and your friends to enjoy great fishing moments. Store up to six rods below the coaming caps or in a secure and lockable floor storage area. Find the best fishing area with your optional GPS package and fish from the large cockpit. Then use the built-in lockers to store your catch until it's time to grill. The 605 Pilothouse – ideal for fishing with friends.

STORAGE

The 605 Pilothouse is all about a sense of freedom and open space on the water – no cluttered experience here. Rods and other storage items will fit easily in lockable floor areas or in the high freeboards. Your bait and fish will stay fresh in the livewell and fish locker. And with storage possibilities under the bench and storage lockers in the cockpit floor, you'll have plenty of space to move around with ease.

605 PILOTHOUSE

SMART EDITION

Be sure to get what you need: the Smart Edition is based on the options that are most frequently requested by our customers.

The 605 Pilothouse Smart Edition contains additional fish options: a baitwell system, raw water washdown and 2 additional rod holders; additional cabin comfort by adding a roof hatch, a berth filler and cabin curtains, as well as extra cockpit comfort with upholstery for the bench seat, a cockpit table and a port flip seat.

In addition to that you save an average of 15% when compared to ordering options separately and this edition is probably already available at your local dealer right now.

OPTIONAL PACKS

Cabin Comfort Pack:

- Roof hatch
- Berth filler
- Cabin curtains

Single Helm Electronic Pack:

- 5" GPS
- Stereo

Cockpit Comfort Pack:

- Bench seat upholstery
- Cockpit table
- Port flip seat

Dual Helm Electronic Pack:

- 5" GPS for the main helm
- Stereo
- 2nd helm 5" GPS

Fish Pack:

- Baitwell system
- Raw water washdown
- 2 additional rod holders





STANDARD EQUIPMENT

Hull & Deck

- Swim ladder
- Bow roller
- Anchor locker
- Starboard windshield wiper
- Navigation lights

Cockpit

- Fish lockers
- Cockpit rod storage
- Rodholders
- Self bailing cockpit

Helm

- Analog speedometer/tachometer
- Fuel gauge
- Trim gauge
- Hydraulic steering
- 12v electrical socket

Cabin

- 2 berths
- Co-pilot seat
- Cabin cushions
- Opening side window
- Cabin lights
- Fire extinguisher

Other Equipment

- Electric bilge pump

OPTIONAL EQUIPMENT

Available optional equipment apart from the packs and SMART Edition.

- Colored hull
- Motor bracket
- Bow electrical windlass
- Transom electric windlass
- Anti-theft security eye
- Bimini
- Complete enclosure canvas
- Sun awning
- Smartcraft speedometer/tachometer
- Second helm station
- Dual battery system

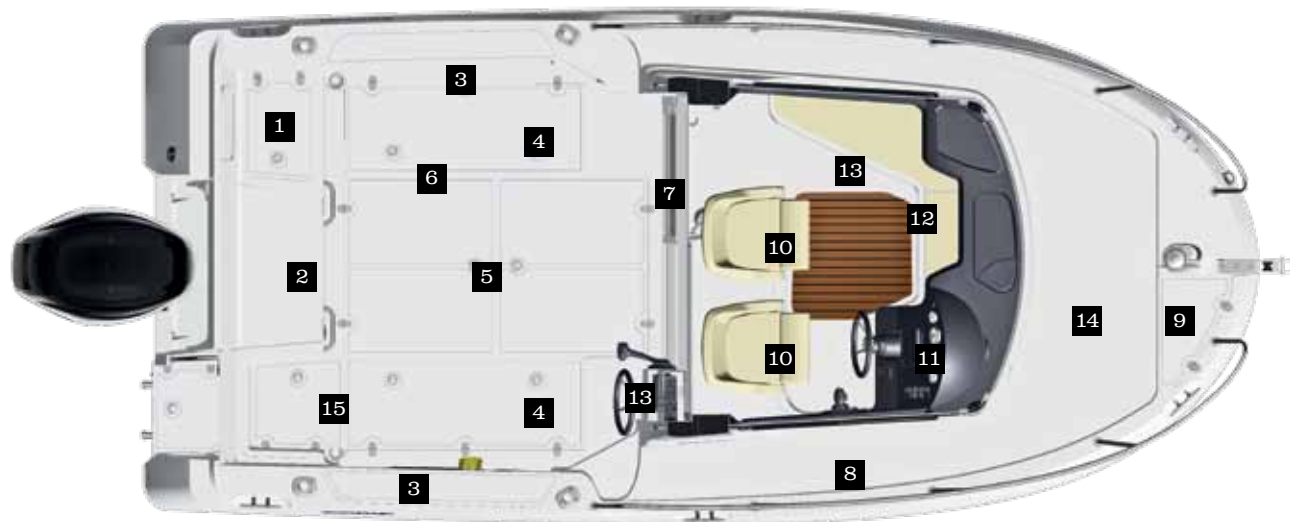
ENGINE OPTIONS

- Mercury 200 HP Pro XS Optimax
- Mercury 150 HP Pro XS Optimax
- Mercury 125 HP Pro XS Optimax
- Mercury 150 HP FourStroke
- Mercury 115 HP FourStroke EFI
- Mercury 100 HP FourStroke EFI
- Mercury 200 HP Verado
- Mercury 175 HP Verado
- Mercury 150 HP Verado

Model specifications

Length Overall (M)	5,75	Fuel Capacity (L)	160
Beam Maximum (M)	2,54	CE Design Category	C
Height - Without Canvas (M)	2,70	Maximum Number of People	6
Dry Weight (Kg)	1345	Maximum Power (HP/kW)	150/110

As a company committed to continuous product improvement specifications are subject to change.



Model features

1. Livewell
2. Full bench seat with motor cover
3. 2 rod storage racks (3 rods per side)
4. 2 fish lockers with standard drains
5. Cockpit floor storage & battery access & cockpit service hatch
6. Optional port flip down bench seats and cockpit table as part of optional Cockpit Comfort Pack
7. Sliding cabin entry door
8. Access walkway & access to foredeck
9. Foredeck anchor locker and stainless steel tilt bow roller with optional forward windlass
10. 2 seats with slide/swivel & flip-up bolsters
11. Integrated helm with hydraulic steering, mounting area for optional GPS/Depthsounder/Stereo and 12v outlet
12. Double berth with storage below and berth cushions
13. Optional cockpit helm and optional 5" second station electronics (GPS/Chartplotter networked to primary system) with weather cover
14. Bow area suitable for fishing
15. Transom access and removable back seat

QUICKSILVER®

Explore our dealer network at
www.quicksilver-boats.com



The quality system of
Brunswick Marine in EMEA
is ISO 9001:2000 certified.

© 2013 Brunswick Marine in EMEA. All Rights Reserved.

Brunswick Marine in EMEA continuously explores means to improve the products it designs, manufactures and distributes. Every effort is made to produce sales and service literature which is current. Changes to specifications of engines, boats and accessories are ongoing. This brochure should not be regarded as a precise guide to the latest specifications. This brochure is also not an offer for sales of any particular engine, boat or accessory. Distributors and dealers are not agents of Brunswick Marine in EMEA or one of its affiliates and they have no authority to bind Brunswick Marine in EMEA by any express undertaking or representation, including but not limited to representations of product, sales, applications or service nature. Not all products are available in all countries and some are available only in limited quantities. Some products shown in this catalogue are equipped with optional accessories. Please see your local dealer.

www.quicksilver-boats.com